



XegisTM

EMG/EP

Leading the way in Neurophysiology...

Xegis™

EMG/EP

Xegis - The New Compumedics EMG/EP Workstation

Compumedics presents the next generation of Xegis™ EMG/EP solutions – Xegis Forté™ and Xegis G:Neo™, a comprehensive suite of EMG/EP solutions ranging from 2 to 17- channel configurations. The new Xegis Forté™ and G:Neo™ range offers flexibility, customization, versatility and importantly, high performance and reliability.

The Xegis Forté and Xegis G:Neo solutions aim for accurate patient outcomes and increased productivity with innovative features that include:

- accurate signal acquisition and signal management
- intuitive software interface
- “on click” reporting for enhanced workflow
- fully customizable automatic protocols

The new Xegis range also provides for future-proofing with its modular design suitable for system expansion, upgrade and integration.



g:neo™
Xegis
On the move with the
ultra-portable EMG/EP

Compumedics presents the Xegis G:Neo, the ultraportable EMG/EP system that delivers unparalleled versatility and productivity for the physician on the move.

- **State of the art 2 channel EMG - EP system**
- **Ultra-portable and ultra-compact high fidelity amplifier**
 - > Small footprint at only 9.5 x 11.5 x 3.5cm size, light weight at only 300 grams -
 - > 16 bit successive approximation Analog/Digital Conversion
 - > Sampling rate up to 65000 Hz for every channel
 - > Noise lower than 0.35 μ Vrms @ 10KHz
 - > Bandwidth from DC to 20000 Hz
 - > Cable power supply or via battery type “AA”
 - > Integrated Electric, Acoustic and visual-LED stimulators
 - > Additional channel for temperature probe
 - > 2 different inputs for every amplifier (DIN, TouchProof)
 - > LCD display and full control keypad on the headbox
- **USB connection to the Laptop Computer**
 - > No need for external docking station
- **High efficiency EMG:**
 - > Unlimited needle EMG recording and playback
 - > Customizable protocols for every exam to streamline workflow
 - > Optimised for maximum flexibility for single fiber EMG
 - > Automatic report generation during exam execution (WORD® compatible)
- **Perfect accuracy in Evoked Potentials:**
 - > Stimulation artifact free recordings
 - > Fully adjustable rejection thresholds
 - > High quality acoustic and visual stimulations
 - > Advanced filters for better signal quality
 - > Complete control of pattern reversal
- **Complete custom setup of the acquisition protocols**
- **Network integration with:**
 - > Centralized data storage
 - > SQL database - interface to hospital database
- **Compatible with magnetic and laser stimulators**
- **Full management of trigger IN/OUT**
- **Operate with dedicated keypad and footpedal**

Xegis forte™

Performance and Versatility

A comprehensive suite of new generation Xegis EMG/EP solutions ranging from 5 to 17- channel configurations. The new Xegis Forté offers flexibility, customization, versatility and importantly, high performance and reliability.

- **Comprehensive range**
 - > Select from 5, 9, 13 and 17 Channel EMG/EP systems
- **High fidelity amplifier for uncompromised signal quality**
 - > Noise lower than 0.35 µVrms @ 10KHz
 - > Bandwidth from DC to 20000 Hz
 - > Sampling rate up to 65000 Hz for every channel
 - > 16 bit successive approximation Analog/Digital Conversion
 - > Cable power supply or battery type "AA"
- **Versatility with ability to combine each channel to any input connector on the headbox**
- **High efficiency EMG:**
 - > Unlimited needle EMG recording and playback
 - > Time saving customizable protocols for every exam
 - > Automatic online report generation
 - > Dedicated control keypad and footpedal
 - > Full flexibility in single fibre EMG
- **Performance Stimulator:**
 - > Up to 2 fully programmable stimulators
 - > Up to 300 Hz electrical stimulation rate
 - > Up to 4 stimulator outputs
 - > Automatic stimulation artifact removal
- **Perfect accuracy in Evoked Potentials:**
 - > Stimulation artifact-free recordings
 - > Fully adjustable rejection thresholds
 - > High quality acoustic and visual stimulations
 - > Advanced filters for better signal quality
- **Network integration with:**
 - > Centralized data storage
 - > SQL database - interface to hospital database
- **Magnetic and Laser Stimulators - compatible with full management of Trigger IN/OUT**
- **More expansion possibilities:**
 - > Wavelet analysis of EP signals
 - > EP grand average - study of patient groups
 - > ERP with continuous signal recording
 - > Amplitude maps with SPLine interpolation
 - > Generate ERP paradigms by integrating stimulator


Xegis Forté and Xegis G:Neo support the following tests:

EMG Tests

- Needle EMG, MUAP Quantitative Analysis, Triggered EMG
- Turns & Amplitude, Functional EMG (IPA combined with MUAP)
- Single Fibre, Stimulated SF (Jitter and Fibre Density), Macro EMG
- Motor Unit Number Estimation (MUNE)
- Motor and Sensitive Nerve Conduction Velocity
- F Wave, H Reflex, Repetitive Stimulation
- Collision test and Inching test
- Blink Reflex, Inhibitory Reflex, Jaw Jerk
- Sympathetic Skin Response (SSR), R-R Interval Analysis
- Motor Evoked Potentials (MEP) with integrated F Wave
- Configurable protocols for even more tests

EP Tests

- SEP: Somatosensory Evoked Potentials
- VEP: Visual Evoked Potentials - Steady State too
- AEP: Acoustic Evoked Potentials (Middle, Long Latency)
- BAEP: Brain Acoustic Evoked Potentials
- MEP: Motor Evoked Potentials
- LEP: Laser Evoked Potentials
- P300, MMN: Cognitive Evoked Potentials
- ERP – Event related potentials



..... Back basket for Convenience.

..... Fully adjustable arm mount for the Amplifier and control box.

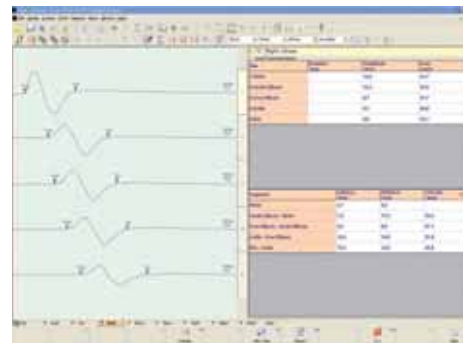
..... Lockable wheels for ease-of use

Xegis Software

The Compumedics Xegis software platform completes the Xegis EMG/EP solution enabling a comprehensive series of tests for EMG and EP. The Xegis software is designed to provide maximum flexibility to configure the testing protocols with the greatest ease – all accessed via a highly intuitive software interface. The software also features a quick “one-click” reporting function and fully configurable routine automation.



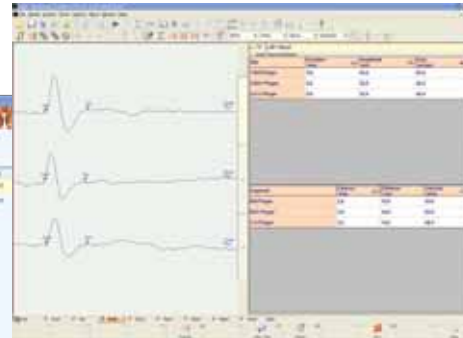
Atlas



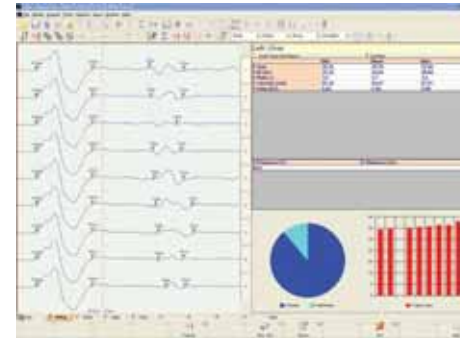
MNCV - Motor Nerve Conduction Velocity



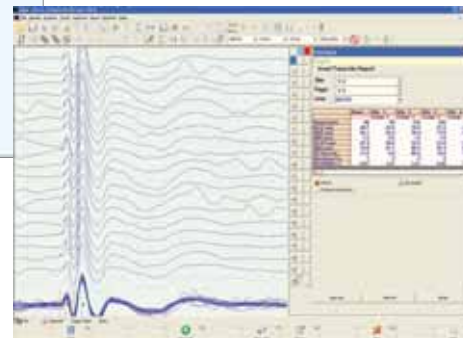
H-Reflex



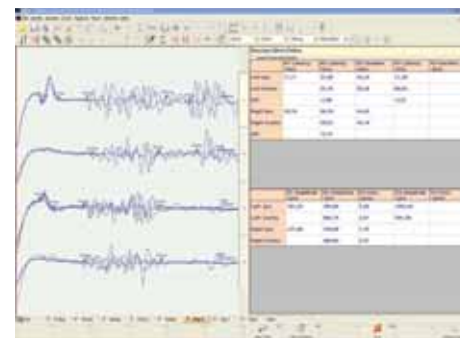
SNCV - Sensory Nerve Conduction Velocity - Antidromic



F-Wave



SFEMG - Single fibre EMG



Blink Reflex

Compumedics divisions:



For more information please contact:

Compumedics Limited, Australia:
Headquarters
 30-40 Flockhart Street
 Abbotsford VIC 3067, Australia
 Ph: +61 3 8420 7300
 Fax: +61 3 8420 7399
 Free Call: 1800 651 751

Compumedics USA, Inc:
 6605 West WT Harris Blvd, Suite F
 Charlotte, NC 28269
 Toll Free: +1 877 717 3975
 Ph: +1 704 749 3200
 Fax: +1 704 749 3299

Compumedics Germany GmbH:
 Global HQ for Compumedics DWL
 Josef-Schüttler-Strasse 2
 D-78224 Singen, Germany
 Tel: + 49 7731 79 76 9-0
 Fax: + 49 7731 79 76 9-99

Your local Compumedics Distributor:

www.compumedics.com

AF088 Issue 1

Since 1987, Compumedics Limited has emerged as a world leader in the design, manufacture and sales of diagnostic sleep, neurophysiology, research and transcranial Doppler systems. Compumedics design expertise in the area of portable physiologic recorders and wireless data transmission is just one reason for our continued growth year after year. Compumedics is improving people's lives through innovative products, exceptional service and a full range of consumables and accessories brought to you by dedicated people who care.



COMPUMEDICS
 'Defining Life's Signals'

All specifications subject to change without notice. Please contact your Compumedics representative for latest technical information, pricing and product availability. Xegis, Compumedics Sleep, Compumedics Neuroscan, Compumedics Neuroscience, Compumedics NeuroMedical Supplies, Compumedics DWL are all trademarks of Compumedics Limited. The Compumedics logo and COMPUMEDICS logotype are registered trademarks of Compumedics.